

Fashion Freaks




PATTERN FOR WOMEN'S PANTS WAISTBAND & EXTRA PIECES


This is how the pattern pieces should go together to form the total pattern for the waistband piece and the extra pieces of the women's pants.

To the right you see how the waistband will look. Below you have how the extra pieces to the fly look.

Each paper in this pdf-file contains a numbered section from this pattern. You shall put them together by matching the 'corner hooks' with each other.




Remember to print out on A4 paper (210 x297 mm) to get the right measurements for your size.




Measure the distance between the 'corner hooks' to make sure you have the right size. The distance is (170 x 257 mm)

Women's Pants: Waistband (1 of 3)



Women's Pants: Waistband (2 of 3)



XS

S




Women's Pants: Waistband (3 of 3)

		W
		L
		1X
		1XX



Women's Pants: Fly piece 1 (1 of 1)



Women's Pants: Fly piece 2 (1 of 1)

